

PRINCIPAL SPECIFICATIONS

- Design: Berret-Racoupeau Design.
- Length overall: 10.82 m.
- Hull length: 10.38 m.
- Waterline length: 9.4 m.
- Hull beam: 3.48 m.
- Light displacement: 6100 Kg.
- Draught: standard deep keel: 1.90 m. (1543 Kg).
- Draught (shallow draught keel option): 1.45 m (1960 Kg).
- Lifting keel: 1.20 / 1.60 m.
- Air draught: 15.06 m.
- Engine power: 29 HP.
- Fuel capacity: 75 L.
- Fresh water capacity: 255 L.
- CE Certification: A6 / B7 / C8 / D10.



SAIL AREA

- Total designed sail area: 60.30 m².
- Mainsail: 28.20 m².
- Genoa: 32.10 m².
- Spinnaker: 87.45 m².

STANDARD SAIL PLAN

- I: 13.24 m.
- J: 3.90 m.
- P: 11.93 m.
- E: 4.14 m.
- LP 130% overlap: 5.07 m.

TECHNICAL SCHEDULE

Designed in accordance with European RCD requirements and CE certification, these regulations ensure that the Océanis Clipper 343 incorporates the minimum safety requirements including:

- Safety and protection of persons on board.
- Durability of materials.
- Stability and safety.
- Safety when manoeuvring.
- Fire protection.
- Protection of the environment and reduction of engine emissions.

- HULL -

The hull is single-skinned GRP construction. Reinforced points (keel, rudder, chain plates, hull-deck joint) help to strengthen the structure.

A structural inner moulding is bonded and laminated to the hull. Its structural role is important as it takes and absorbs the stresses at pressure points (shroud chain-plate tie rods, keel, rudder, etc.), and spreads any loads **guaranteeing reduced strain on the hull.**

The surface material of the inner moulding **makes cleaning easier** and provides **a better finish.**

The stainless steel propeller shaft is mounted and protected in a GRP skeg.

OCEANIS Clipper 343

The standard hull colour is white with blue and silver livery. Steel Blue is available as an option.

- DECK -

The deck is sandwich construction (glass fibre and balsa) for an optimal strength/weight ratio and thermal and sound insulation.

A “diamond point” non-slip surface increases safety over all areas of movement on deck.

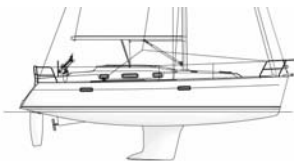
- HULL / DECK JOINT -

The hull/deck joint is secured by an aluminium toerail bonded and screwed in position, which forms a foothold all round the hull for increased safety.

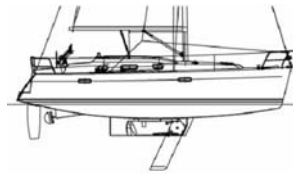
- KEEL -

Fixed keel:

- Deep draught standard.
- Shallow draught (option).



Lifting keel (option).

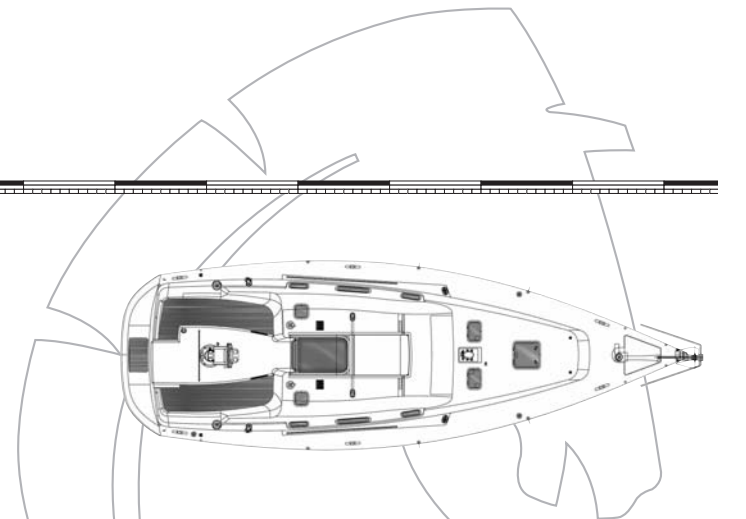


The keels (shallow/deep draught) are cast iron.

To improve their durability the keels are given an anti-corrosion treatment and improved finish in the factory before assembly, using epoxy based coatings and paint. The keel is fastened to the boat by a system of screws and stainless steel backing plate and bonded.

- STEERING SYSTEM -

- Steering wheel on pivoting column (Bénéteau patent).
- Emergency tiller.



ON DECK

- MOORING AND ANCHORING -

- Welded stainless steel bow fitting with offset fairlead rollers.
- 2 fairleads and 2 x 250 mm aluminium mooring cleats forward.
- 2 midships roller fairleads and 2 mooring cleats amidships (option).
- 2 roller fairleads and 2 x 250 mm aluminium mooring cleats at the stern.
- Self-draining anchor well with eyebolt (= anchor fixing point).

- PULPITS AND GUARDRAILS -

- Stainless steel pulpit with 4 supports and bi-colour navigation lights.
- Two stainless steel pushpits surrounding the aft section of the cockpit.
- Lifebuoy support.
- Ensign staff support.
- Outboard motor bracket.
- Two rows of sheathed stainless steel guardrails supported by 6 stainless steel stanchions.
- Two teak handrails on coachroof.



BENETEAU

OCEANIS Clipper 343

- COCKPIT -

- Central pivoting helm seat for ease of access to bathing platform. (Bénéteau patent).
- 2 teak slatted helm seats on each side of the cockpit.

Plenty of stowage space to make life on board easy:

- 2 side cockpit lockers, (liferaft in starboard locker).
- 1 starboard aft cockpit locker.
- 1 separate watertight gas locker to port.

- Teak slatted cockpit benches.
- Leather-covered pivoting stainless steel steering wheel on column.
- On the column: 1 steering compass, engine control lever, support for navigation instruments, handrail, glass holder.
- Teak cockpit table with folding leaves.
- Engine control panel built into seating to port.
- Manual bilge pump in cockpit.

- BATHING PLATFORM AND TRANSOM -

- The transom / cockpit access is offset to starboard for easier passage and circulation.
- Transom with teak slatted bathing platform.
- Stainless steel bathing ladder.
- Handrail to assist in boarding.
- Protective rubber rubbing strake to transom.
- Cockpit shower.

- MAST AND BOOM -

Mast:

- Fractional 9/10 tapered mast in anodised aluminium.
- Deck-stepped with stainless steel pillar in the saloon.
- Aft swept 20° twin spreaders.
- Boom topping lift on a cleat on the mast.

Boom:

- Anodised aluminium.
- Two “automatic” reefing lines led back to cockpit.
- Boom fitted with mainsail outhaul tackle.
- Rigid boom vang led back to cockpit.

- STANDING RIGGING -

- Discontinuous stainless steel wire rigging (1 x 19).
- Forestay with manual genoa furling gear.
- 2 backstays.
- 2 aft inner shrouds and 2 cap shrouds on side deck.
- Shroud chainplates on side deck allow for closer sheeting of jib (enhanced performance).

- RUNNING RIGGING -

- Low-stretch genoa and mainsail halyards.
- Boom topping lift.
- Two genoa sheets.
- Mainsail sheet with pulley system.
- Rigid boom vang led back to cockpit.
- Genoa furler line.

Handling the running rigging:

- Mainsail halyard is led back to cockpit.
- Mainsail topping lift remains at the mast.
- 2 x 4-sheave deck organisers.
- 2 double jammers to port: Main halyard, reef 1, reef 2, mainsheet.
- 1 single jammer to port: Mainsheet traveller.
- 1 double jammer to starboard: mainsail traveller and boom vang.
- Four cleats.
- 1 rigid boom vang.

- SAILS -

- The furling genoa is made from polyester; the anti UV strip is in white acrylic.
- The mainsail is made from polyester with a set of 4 battens. Sail with Bénéteau logo.
- Lazy jacks and two-tone Easy bag (blue/sand).

- MAINSAIL SYSTEM -

comprise:

- Mainsheet track with adjustable traveller.
- Mainsheet tackle (4/1), leading back to a cockpit winch.

- GENOA SYSTEM -

The genoa system comprises:

- Genoa furling gear with furling line going back to cockpit.
- Handling the genoa furling gear is carried out by means of 2 blocks on the toerail and a single jammer.
- Two genoa tracks on side decks.
- Two genoa sheet return blocks with integral jammers.

- WINCHES -

The winches are chrome finish Harken winches:

- 2 x H 32.2 STC genoa sheet winches within reach of the helm.
- 1 x H 32.2 STC winch on coachroof to port (for mainsail handling). A second winch to starboard is offered as an option for spinnaker gear.
- 2 winch handles.
- 1 winch handle pocket in cockpit.

- PORTS, HATCHES AND COVERS -

To provide a maximum level of light and ventilation the Océanis Clipper 343 has a minimum of 2 sources of natural light in each space, with at least one that can be opened.

There are 16 sources of light and ventilation in the Océanis Clipper 343 2 cabin version:

- 4 opening hatches (3 standard and 1 as an option).
- 4 opening ports.

- 4 hull ports.
- 2 fixed ports.
- 1 sliding companionway hatch.
- 1 large panoramic window to saloon.

In the Océanis Clipper 343 3-cabin version there are 20:

- 5 opening hatches (of which 2 are an option).
- 7 opening ports.
- 4 hull ports.
- 2 fixed ports.
- 1 sliding companionway hatch.
- 1 large panoramic window to saloon.

- ENGINE -

- 21 HP or 29 HP Yanmar engine with drive shaft transmission.
- Engine mounting built into the inner mould.
- Engine compartment soundproofed with insulating foam.
- Engine control panel (rev. counter and alarms) with engine control lever in port cockpit.
- Stainless steel propeller shaft is protected in a GRP skeg moulded with the hull.
- Three or two blade fixed propeller according to engine.
- Rotomoulded 75 L fuel tank with electric gauge.
- Water filter to cooling system.

- ELECTRICITY -

Electrical panel:

- 10-switch 12V electrical panel with voltmeter.
- Toggle circuit breaker.
- 12V socket on panel.

Supply:

The circuit is supplied as standard by:

- 1 x 70 Amp service battery.
- And by one 70 Amp engine battery.

- Coupling relay.
- Alternator power: 14V / 60 A.
- Voltmeter.
- Electric fuel gauge.

Battery charging:

- By 220V shore supply and charger.
- By 220V sockets situated in the cabins, saloon and galley.

Navigation lights:

- Fore and aft navigation lights.
- Steaming light.
- Anchor light.
- Wiring for deck searchlight.

Lights:

- In the 2-cabin version, there are 4 reading lights, 2 halogen strip lights and 11 deckhead lights.
- In the 3-cabin version, there are 6 reading lights, 2 halogen strip lights and 11 deckhead lights.



BENETEAU

OCEANIS Clipper 343

- WATER SYSTEM -

Draining:

- Electric fresh water pump with filters and accumulator.
- All seacocks are fitted with ¼ turn valves.
- Electric sump pump for emptying shower.
- One manual and one electric bilge pump.

Fresh water:

The pressurised fresh water system comprises two rotomoulded tanks, 160 L forward and 95 L in the saloon.

A filter protects the system.

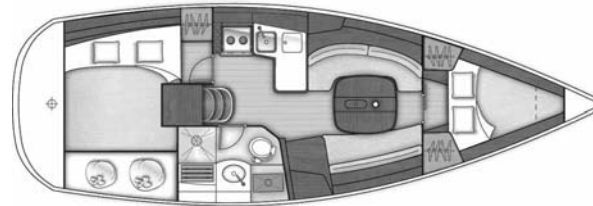
Hot water:

Hot water as standard is provided by a 25 L calorifier operated by a heat exchanger or by 220V shore supply. Cold water shower to bathing platform.

ACCOMMODATION

Woodwork in fruitwood-stained Alpi.
Wood laminated soles with black strips.

Version two cabins (BI)



- FORECABIN -

- Headroom: 1.86 m.
- Triangular double berth (2.00 m x 1.66 m x 0.40 m).

Stowage spaces:

- Shelving along the hull.
- Locker with door to port and shelves.
- Hanging locker to starboard.

Openings / lighting:

- Opening deck hatch with blind.
- Deckhead light with independent switch.
- Two reading lights.

- SALOON -

- Headroom: Saloon forward 1.88 m, saloon aft 1.98 m.

Saloon with two fore-and-aft settees:

- Port settee: 2.00 m x 0.52 m.
- Starboard settee: 1.76 m x 0.52 m.

- Centre table to saloon: inlaid wood table with bottle holder and drop leaves with moulded wood fiddles. The table is fixed to the mast support pillar.
- There is wood/stainless steel shelving to port and starboard.

Stowage:

- Stowage locker with door along the hull to port.
- Stowage under port and starboard settees.

Openings / lighting:

- 2 Lewmar opening hatches with blinds.
- 2 Lewmar fixed ports with curtains.
- 1 large panoramic window at deck level.
- 2 fixed hull ports (1 each side).
- Four halogen deckhead lights with independent switches.
- Wall light on bulkhead.

- GALLEY TO PORT -

- Headroom: 1.98 m.

A functional space:

- Laminated work surface with moulded wood fiddle.
- Stainless steel sink.
- Mixer tap with hot/cold pressurised water.
- Chopping board.
- Gimballed 2-burner hob + oven with stainless steel guardrail for added safety.
- 1 x 12 V electric 130 L front opening refrigerating unit.

Stowage space:

- Stowage under hob.
- Bottle stowage along bulkhead.
- Hatch in work surface with tray for crockery stowage.
- Shelving for stowage along hull.
- Stowage under sink.
- Waste bin under sink.

Openings/lighting:

- Strip light over hob, 2-burner grill, and deckhead light above sink.
- Opening port with curtains above hob for good ventilation.

- 8 person table setting.

- CHART TABLE -

- Chart table to starboard, with moulded wood fiddle.
- Radio CD/MP3 player with two speakers in saloon.
- Instrument space on bulkhead facing the table.
- 12 V - 9 switch electrical panel protected by a circuit breaker.
- Stowage space for nautical publications.
- Drawer.
- Locker.
- Halogen deckhead light with independent switch.

- COMPANIONWAY -

- Pivoting frame to CE standards for easier access.
- Headroom: 2.01 m.
- Sliding PMMA tinted companionway hatch.
- Varnished wood double doors with ventilation grille and lock.
- Varnished companionway with non-slip surface for improved safety.
- Companionway opens to full height for easy access to engine compartment and batteries.
- Varnished 'hydropont' sole with black inlay strip.

- AFT HEAD COMPARTMENT -

- Headroom: 2.00 m.

Integral head compartment moulding:

- Shower compartment with mixer tap, shower and wood seat. The shower is emptied by an electric sump pump.

- GRP washbasin with mixer tap and hot/cold pressurised water.
- Large bowl manual marine toilet.

- Locker, stowage for bathroom accessories.
- Coat hooks, mirror.
- 80 L Holding tank (with sight glass for level).

Openings / lighting:

- One opening deck hatch with blind (option).
- One port and one opening port in coachroof coaming with curtain.
- Two deckhead lights with independent switch and halogen strip light for the mirror.

- OWNER'S CABIN AFT -

- Headroom: 2.02 m.
- Double berth (2.04 m x 2.15 m).

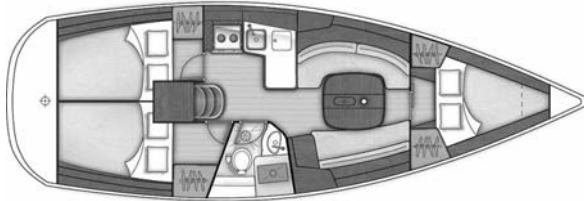
Stowage:

- Hanging locker.
- Open wood shelving along the hull.

Openings / lighting:

- Opening port in coachroof coaming with curtain, opening port to cockpit side with curtain and one fixed port to transom.
- Opening deck hatch with blind (option).
- Two adjustable reading lights, deckhead light with independent switch.

Version three cabins (ED)



- CHART TABLE -

Chart table to starboard facing aft.

- AFT HEAD COMPARTMENT -

Smaller than for 2-cabin version.

- AFT CABIN PORT AND AFT CABIN STARBOARD -

- Headroom: 2.02 m.
- Double berth (2.04 m x 1.36 m).
- Hanging locker and open wood shelving along the hull.

Openings/lighting:

- Opening port to coachroof coaming with curtain.
- Opening port to cockpit side with curtain.
- Opening deck hatch with blind (option).
- Two adjustable reading lights.
- Deckhead light with independent switch.
- Fixed port to transom skirt in port cabin.

OPTIONS

- CELEBRATION EQUIPMENT -

- 800W electric windlass.
- 2 additional opening hatches (3-cabin version) or 1 additional opening hatch (2-cabin version).
- Main ground tackle (16 Kg anchor; 25 m chain + 38 m warp), 4 mooring lines + 6 fenders.
- Wide "Captain blue" sprayhood with two stainless steel hoops (or bimini).
- Hot / cold water cockpit shower.
- Waterproof cockpit speakers.
- 3rd 70 Amp battery, power distributor.
- 8 person table setting.

- ELECTRONIC PACK A (Raymarine brand) -

On steering wheel console:

- Tridata ST 60+ (log, speedo + depth sounder with transducers).
- ST 60+ windvane anemometer.
- GPS, plotter, chart reader (chart not included), A60 LCD 6.5' colour screen (compatible with NAVIONICS GOLD cartography) (chart not included).

- ELECTRONICS NOT INCLUDED IN PACK -

- Raymarine ST6002 automatic pilot (controller, computer, transducer and cable), LS40 hydraulic ram.
- SMARTCONTROLLER autopilot remote control.
- PC interface.
- VHF RAY 49E.

- PERFORMANCE PACK -

- Fully battened performance mainsail with ball-bearing cars and Bénéteau logo.
- Foam-luffed jib (thicker mid-luff for improved furling and to compensate for sail belly when partly furled). Jib with anti-UV strips.
- H.40.2STC genoa sheet winches replacing H32.2 STC winches.
- 3-blade folding propeller.

- OTHER AVAILABLE OPTIONS -

- Steel blue hull.
- Cockpit windlass up / down control.
- Spinnaker pole.
- Symmetric spinnaker gear + 1 starboard H32.STC winch.
- U-bolt for detachable staysail + tack position.
- In-mast furling.
- H40.2STC genoa sheet winches.
- "Captain blue" cockpit cushions.
- White PVC steering wheel console cover.
- Teak deck.
- Forward opening pulpit.
- Fresh water foot pump.
- Sea water foot pump.
- Heating.
- Double berth in saloon.
- 2 additional midships cleats.
- GRP cockpit table.
- 3-blade folding propellers.
- Mosquito screens.

OCEANIS Clipper 343

